




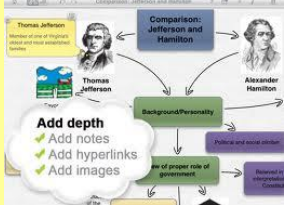













# What technology tools for teachers and student learning are always available at Clark-Wilkins?

## Student Applications



(These can be found on the desktop by clicking the Star icon.)





<p><b>Photo Story</b></p> 	 <p><b>Kid Pix</b> Grades K-2</p>	<p><b>Kidspiration</b> Grades 1-2</p> 	 <p><b>Inspiration</b> Grades 3-4</p>
<p><b>i39</b></p> 	<p><b>Big Universe</b></p>  <p>An Engaging Online Reading and Writing Community</p>	<p><b>iClipart</b></p>  <p>To find pictures for projects students can use the site below, which our school has a subscription to. Username: wsclipart Password: 123456</p>	<p><b>Pebble Go</b> Emergent Reader Research Solution</p>  <p><b>Animal and Social Studies Database.</b> Username: summitschool Password: summitschool</p>
<p><b>Word</b></p> 	<p><b>Powerpoint</b></p> 	<p><b>Excel</b></p> 	<p><b>Publisher</b></p> 
<p><b>Key Skills</b> I am currently working on getting an updated version</p> 	<p><b>Earobics</b></p> 	<p><b>Mad Minute</b></p> 	

# Student Academic Sites










This page comes up once students click on the internet at school. They can also access it from home by going to the Clark-Wilkins page and clicking on [Student Academic Sites](#). The web based applications in student's apps may also appear on these pages, allowing students to access them from home. \*\*\* These may be updated during the upcoming weeks.

<p style="text-align: center;"><a href="#">Language Arts</a></p> <p style="text-align: center;">Language Arts</p> 	<p style="text-align: center;"><a href="#">Math</a></p> <p style="text-align: center;">Math</p> 
<p style="text-align: center;"><a href="#">Science</a></p> <p style="text-align: center;">Science</p> 	<p style="text-align: center;"><a href="#">Social Studies</a></p> <p style="text-align: center;">Social Studies</p> 
<p style="text-align: center;"><a href="#">General Research Tools</a></p> <p style="text-align: center;">General Research Tools</p> 	<p style="text-align: center;"><a href="#">Search Engines</a></p> <p style="text-align: center;">Student Website Resources</p> <p style="text-align: center;">Search Engines</p> 

# Online Teacher Subscriptions

<p><b>Ed Helper</b>  <b>Username:</b>          cmccarthy@sprise.com  <b>Password:</b>          D1273841</p> 	<p><b>SuperTeachers</b>  <b>Username:</b> cwcomputer  <b>Password:</b> hello</p> 	<p><b>Learning A-Z</b>  <b>Username:</b> wilkinslab  <b>Password:</b> 123456</p> 	<p><b>Enchanted Learning</b>  <b>Username:</b> wilkins2  <b>Password:</b> monument42</p> 
--	--	---	--

# What can I check out from the computer lab to use with my students?

<p><b>Cameras</b> Video and Photo <b>Available at both buildings</b></p> 	<p><b>Document Camera</b> <b>Available at both buildings</b></p> 	<p><b>The Computer Lab</b> -Open for classrooms every Guidance week and some times during computer week -Schedule is on PC/Mac Share At Clark the lab is portable, so teachers may sign up to bring the class or sign out the tablets.</p> 	<p><b>Scanner</b></p>  <p><b>Available at both buildings</b></p>
<p><b>iPads</b> <b>Available at both buildings</b></p> 	<p><b>Microphones</b> for computers/laptops <b>Available at both buildings</b></p> 	<p><b>Headphones</b> <b>Available at both buildings</b></p> 	<p><b>Mice/Keyboards</b> <b>Available at both buildings</b></p>  
<p><b>Mrs. McCarthy</b> On my non-teaching weeks I am available to help support you with technology in the classroom or the lab! <b>Available at both buildings</b></p> 