

November 7, 2019

Mr. John Robichaud
SAU 39, Amherst School District
Facilities Director
PO Box 849
1 School Street
Amherst, NH 03031-0849

Re: Indoor Air Quality Testing
SAU Office, Amherst, NH
RPF File No. 177888

Dear Mr. Robichaud,

In accordance with our scope of work dated September 12, 2019, RPF Environmental, Inc. (RPF) completed indoor air quality (IAQ) testing at the SAU office, located at 1 School Street in Amherst, NH. As part of this preliminary survey, testing was completed for several common IAQ parameters including carbon dioxide, carbon monoxide, relative humidity, temperature, moisture, dew point, particulate matter and total volatile organic compounds. The survey was completed by Samantha Ouellette, an RPF Environmental Health and Safety Consultant, on September 16, 2019 and September 17, 2019.

The SAU Building (Brown Building) is a 2-story structure that used to be a school in 1908 and housed a pre-school in the 1980's. Now the building is used to house the SAU 39 offices. The 1st floor consists of mainly common areas, such as the lobby kitchen and main office. The 2nd floor houses offices for SAU officials. Each room has a wall heater/AC, but there is no system in place to supply air to the building aside from opening windows and doors.

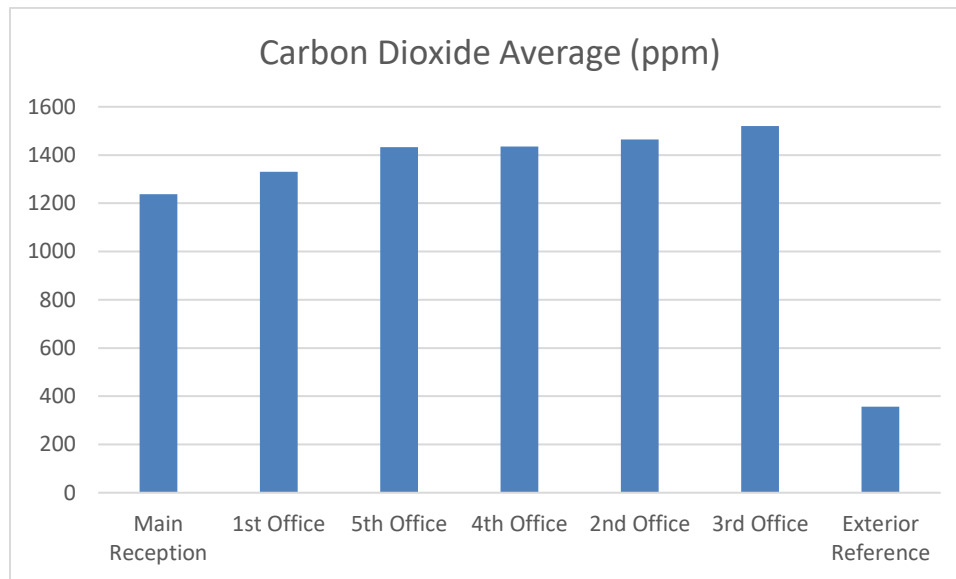
TEST RESULTS

Carbon Dioxide

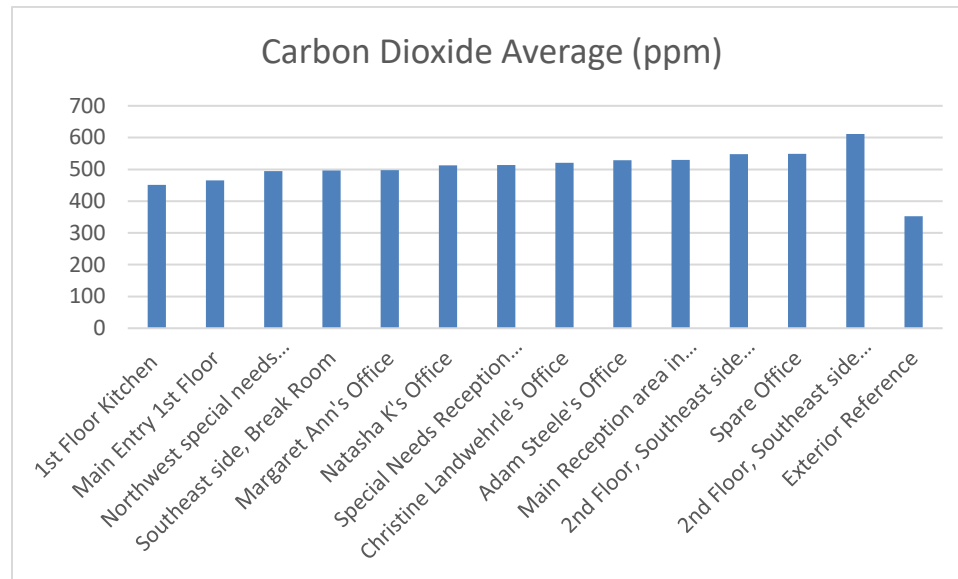
Carbon Dioxide (CO₂) gas is found in the atmosphere as a normal constituent at background levels of approximately 350 to 450 parts per million (ppm). CO₂ is also a by-product of human respiration. Typically, in building spaces with inadequate amounts of fresh air introduced and circulated, CO₂ levels and other building and occupant generated air contaminants will accumulate and increase over the course of a day. It is likely that the CO₂ levels will increase in any building space while occupied and fresh outside air is not brought into the space. CO₂ is typically not a problem in and of itself in general indoor environments; however, it is used as an indicator of the adequacy of the fresh air ventilation. CO₂ levels, in general, can be used as an indicator of sufficient ventilation in a space. The primary purpose of introducing fresh tempered outside air into buildings is to

dilute the building of occupant generated air contaminants, which would improve the perceived IAQ and occupant comfort and productivity. Inadequate ventilation (and/or elevated temperatures) are frequently causes of complaints, such as respiratory, eye, nose and throat irritation, lethargy, and headaches.

The CO₂ results and testing locations are presented in Tables 1 and 2 of Appendix A. CO₂ levels on September 16, 2019 at all indoor locations tested were documented in the range of approximately 1,238 to 1,520 ppm, which is well below the Occupational Safety and Health Administration Permissible Exposure Limit (OSHA PEL) of 5,000 ppm.



CO₂ levels on September 17, 2019 at all indoor locations tested were documented in the range of approximately 461 to 611 ppm. These concentrations are below the generally accepted guideline of 800 to 1,000 ppm.



The American Society of Heating, Refrigerating and Air Conditioning Engineers (ASHRAE) recommends a guideline in their Standard 62-2001 for Ventilation for Acceptable Indoor Air Quality for a maximum of 700 ppm CO₂ above outside air concentrations as a value under which employee complaints are minimized. On September 16, 2019, the outdoor ambient concentration of CO₂ was recorded at 357 ppm with a corresponding value of 1,057 ppm. On September 17, 2019, the outdoor ambient concentration of CO₂ was recorded 353 with a corresponding value of 1,053. The ASHRAE standard also calls for a minimum of 20 cubic feet of outside air (FOA) per minute per occupant be introduced into office spaces in order to maintain dilution of contaminants and perceived indoor air quality. The feasibility of bringing in more FOA should be investigated.

According to the USEPA, pollutant or contaminant source control is usually the most effective way to improve indoor air quality. If source control efforts are not sufficient, increasing the amount of outdoor air coming indoors may prove to be helpful.

Carbon Monoxide

Carbon monoxide (CO) is an odorless, colorless, and toxic gas, and is a by-product of incomplete combustion. Exposure to CO can produce immediate and acute health effects. Transient low levels of CO in building spaces can sometimes be attributed to vehicle exhaust, cigarette smoke, or other sources of combustion in the actual space or adjacent to the air handlers for the space. Minor transient meter readings may also be due to changes in temperature and humidity depending on the test equipment used.

Carbon monoxide concentrations on both days 1 ppm or less for all indoor locations, which is below the OSHA PEL of 50 ppm. These results and testing locations are presented in

Table 1 and 2 of Appendix A.

RPF recommends use of carbon monoxide monitors/alarms. Other than proper installation and maintenance of monitors/alarms and furnace heating systems, no action is recommended as it relates to CO.

Relative Humidity and Dew Point

The amount of water vapor that can be contained in the air varies by the temperature and pressure of the air. The ratio of water vapor in the air to the maximum amount of water vapor the air can hold at a given temperature is expressed as relative humidity (RH). The recommended RH comfort range is 35 to 55%. In general, for buildings, the presence of excessive moisture can lead to mold growth and other biological contaminants. High relative humidity may cause discomfort, as it hinders the body's use of perspiration as a cooling mechanism.

RH levels at the indoor locations tested on the September 16, 2019 were in the generally accepted comfort range. RH levels at the indoor locations tested on September 17, 2019 were above or within the generally accepted comfort range. Direct reading determinations for dew point were in the range of approximately 52.7° to 53.4° Fahrenheit on September 16, 2019. RH levels tested on September 17, 2019 were in the range of approximately 50.1° to 52.3° Fahrenheit. Dew point is related to humidity and is the temperature at which water vapor may start to condense to form water droplets on a surface. The results and testing locations are presented in Tables 1 and 2 of Appendix A.

Temperature

Temperature will affect the occupant's perception of IAQ based on employee comfort levels, effect of drafts or airflow, and humidity levels in a building. In most cases, simple adjustments to thermostats and direction of airflow from registers can improve perceived IAQ. As a reference, the temperatures recommended by ASHRAE for general office space ranges from approximately 68° to 75° Fahrenheit in the winter, and from approximately 75° to 80° Fahrenheit in the summer. Temperature readings at all indoor locations tested on the 16th were in the range of 74.1° to 75.3° Fahrenheit. Temperature readings taken on the 17th were in the range of 61.1° to 70.4°. The results and testing locations are presented in Tables 1 and 2 of Appendix A.

Volatile Organic Compounds

Volatile Organic Compounds (VOCs) include a variety of chemicals that are emitted by a wide array of products used in building construction, maintenance and consumer materials. Just a few examples of materials that commonly have VOC off-gassing include: paints and lacquers, paint strippers, cleaning supplies, pesticides, building materials and furnishings, carpets, upholstery, office equipment such as copiers and printers, correction fluids and

carbonless copy paper, graphics and craft materials including glues and adhesives, permanent markers, air fresheners, and photographic solutions. Exposure to VOCs may have short-term and long-term adverse health effects. Studies suggest that the irritant potency of these VOC mixtures can vary.

Using total VOC levels as practical overall standard are not complete and require further epidemiological research. Even so, total VOCs are emerging as a more direct approach of surveying indoor environments for contamination. Field experience also suggests the following guide for the use of PID test equipment (RAE Systems by Honeywell) such as used during this survey to assess indoor environments:

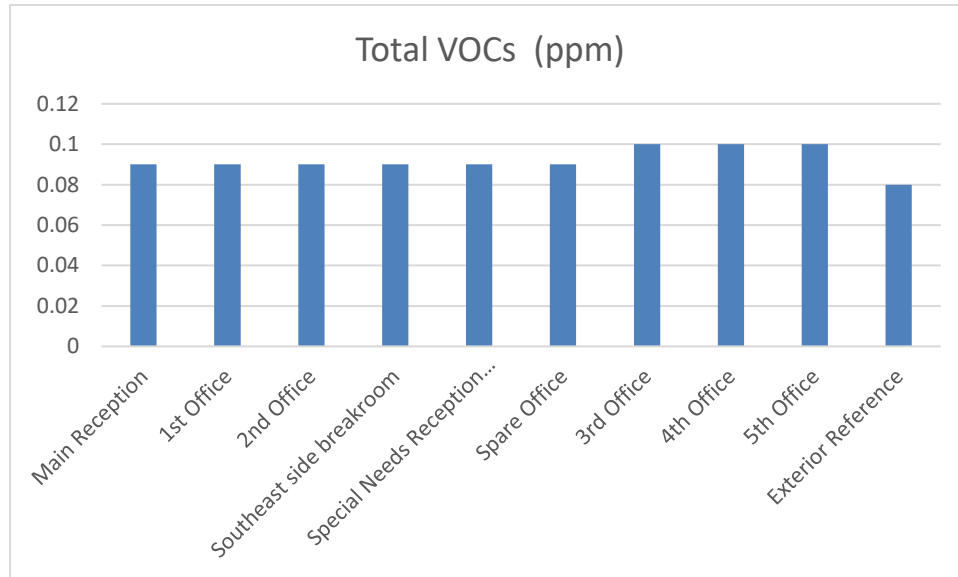
- <0.1 ppm isobutylene units: normal outdoor air
- 0.1 to 0.4 ppm isobutylene units: normal indoor air
- \geq 0.5 ppm isobutylene units indicate the potential of IAQ contaminants

As with other pollutants, the extent and nature of the health effects will depend on many factors, including level of exposure and length of time exposed. Among the immediate symptoms that some people have experienced soon after exposure to some organics include:

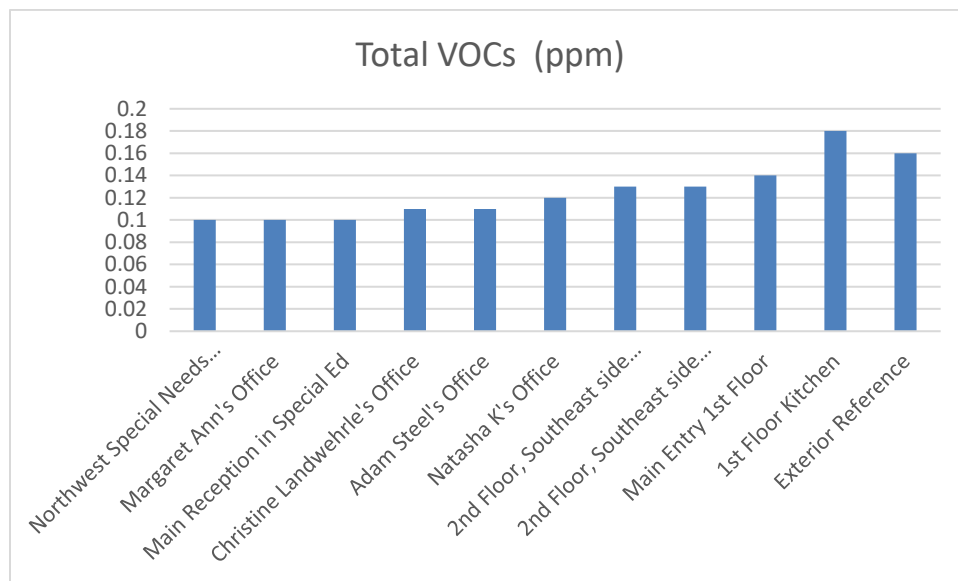
- Eye and respiratory tract irritation
- Headaches
- Dizziness
- Visual disorders and memory impairment

Based on past IAQ testing of similar settings, in general, total VOC readings of up to 1 ppm are not atypical. However, exposure to some specific compounds (such as formaldehyde) can result in health issues for some individuals, at even lower concentrations and levels exceeding 0.1 ppm. Therefore, the total VOC readings must be considered in that light. According to the American Society of Heating, Refrigerating and Air-Conditioning Engineers (ASHRAE), there is insufficient evidence that TVOC measurements can be used to predict health or comfort effects. In addition, odor and irritation responses to organic compounds are highly variable. If TVOC concerns arise or persist, further testing using specific VOC targeting or screens is available.

The scope of this survey includes a total VOCs screening, and not specific chemical testing for the makeup of the overall VOCs detected. During this testing, total VOCs were measured at 0.10 ppm or less for all interior locations on the 16th. These values were elevated above the exterior value of 0.08 ppm.



VOC readings taken at all interior locations on the 17th were measured at 0.18 ppm or less with subsequent average reading of 0.16 ppm. These results are summarized below and presented in Tables 1 and 2 of Appendix A.

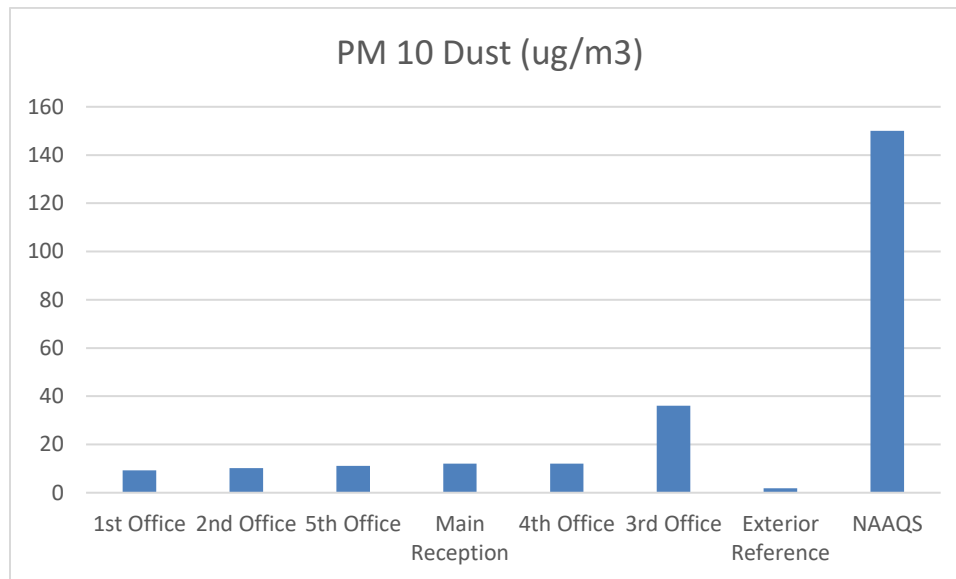


Particulate Matter (PM₁₀)

Particulate matter (PM) is a complex mixture of solid and/or liquid particulates suspended in air. Exposure to inhalable particulates, especially those at 10 microns and smaller are a health concern. Concern of adverse effects to the heart and lungs is well established, especially in children, older adults, and those with existing heart or lung conditions. Outdoor concentrations of PM are of great concern to the EPA, but less is

known about the health impacts of indoor PM. Some indoor sources of PM include cooking, combustion activities, some hobbies, outdoor sources introduced indoors, and biological sources.

Direct reading determinations for PM₁₀, inhalable particles with diameters that are generally 10 micrometers and smaller, at all indoor locations on the 16th were documented in the range of approximately 9.25 to 36.06 micrograms per cubic meter of air ($\mu\text{g}/\text{m}^3$). The results at all of the interior locations were elevated above the exterior value, which was approximately 1.85 $\mu\text{g}/\text{m}^3$.



PM₁₀ values found on the 17th were in the range of approximately 0.92 to 16.64 $\mu\text{g}/\text{m}^3$. These values were also elevated above the exterior reference value which was 7.39

The World Health Organization (WHO) has set a standard of 50 $\mu\text{g}/\text{m}^3$ as a 24-hour average and 25 $\mu\text{g}/\text{m}^3$ as an annual average exposure. These results and testing locations are presented in Tables 1 and 2 of the Appendix A. For a building that implements the use of an HVAC system, it is typical to see a 25% to 35% reduction in total particulates inside a building compared to the outside concentration of particulates while the HVAC units are operational.

Other steps to reduce indoor PM₁₀ concentrations include; proper ventilation, away from HVAC intakes, of combustion appliances to the outdoors, proper exhaust vents in cooking areas, proper use of wood stoves, and professional maintenance of heating systems.

Moisture

Moisture readings were collected on various representative portions of accessible interior

building flooring and building components throughout the describe office area. The moisture reading results were in the range of approximately <10 percent to 15 percent. Readings of <10 percent moisture can be considered non-detect for moisture content. These results and testing locations are presented in Table 3 of Appendix A.

OBSERVATIONS AND COMMENTS

In addition to the findings and recommendations provided above, RPF opinions related to the IAQ within the areas of the facility tested based on the results and our observations are presented below.

- RPF recommends that building occupants document and track concerns of indoor air quality issues. Occupants should be encouraged to record perceived IAQ discomforts in an effort to track potential concerns and aid in diagnosing future problems. RPF also recommends periodic inspection of areas in and around occupant concern areas throughout the year.
- RPF observed minimal amounts of dust and debris on horizontal surfaces throughout the building on the day of testing. RPF recommends cleaning all surfaces where dust and debris build-up is observed throughout, while maintaining horizontal surfaces as free of dust and debris build-up as possible utilizing improved housekeeping measures. The use of vacuums with high efficiency particulate air (HEPA) filters is recommended to assist in reducing particulate loading.
- Ongoing housekeeping and preventative maintenance of the space and building envelope should continue.
- Prior to any demolition or renovation of building materials, the areas of impact must be inspected for presence of asbestos by a qualified asbestos inspector pursuant to various state and federal regulation. This inspection should also address other items that could be impacted by work resulting in contamination or health risks, including but not limited to lead paint, mercury containing products, and other common hazardous building materials.

If you have any questions or require additional information on any sample results or recommendations, please feel free to contact our office. Thank you for utilizing the services of RPF for this important project.

Sincerely,
RPF Environmental, Inc.



Samantha Ouellette
EH&S Consultant

Enclosures: Appendix A: Testing Results
 Appendix B: Limitations and Methodologies

177888 SAU 39 091719 IAQ Rpt

APPENDIX A

TABLE 1

SAU 39
SAU Building
1 School Street, Amherst, NH

IAQ Testing

Samples Collected: September 16, 2019

Location/ Room	Time	Carbon Dioxide (ppm)	VOC (ppm)	PM 10 Dust (ug/m ³)	Carbon Monoxide (ppm)	Temp (°F)	Relative Humidity (%)	Dew Point (°F)
Outside Control	1:07	357	0.08	1.85	<1	77.3	34.1	45.40
Main Reception	1:16	1238	0.09	12.02	<1	75.3	45.3	52.7
1 st Office	1:17	1331	0.09	9.25	<1	75.2	45.9	52.9
2 nd Office	1:18	1465	0.10	10.17	<1	75.0	47.0	53.4
3 rd Office	1:21	1520	0.10	36.06	<1	74.7	47.3	53.4
4 th Office	1:22	1435	0.10	12.02	<1	74.4	47.5	53.1
5 th Office	1:23	1433	0.10	11.09	<1	74.1	47.6	53.0
MA BEHA Guideline Offices	--	800						
ACGIH TLV	--	5,000	--	--	25	--	--	--
OSHA PEL	--	5,000	--	--	50	--	--	--
ASHRAE recommended	--	1,120	--	150	2.5	--	35-55	--

**TABLE 1
(continued)**

Location/ Room	Time	Carbon Dioxide (ppm)	VOC (ppm)	PM 10 Dust (ug/m³)	Carbon Monoxide (ppm)	Temp (°F)	Relative Humidity (%)	Dew Point (°F)
EPA Reference Level Indicator	--	1,000	--	150	9	--	--	--

177888 091619

Notes: -ppm – parts per million in air, - ppb – parts per billion in air

-OSHA PEL – Occupational Safety and Health Administration Permissible Exposure Limit for eight-hour time weighted average (8hr-TWA).

-ACGIH TLV – American Conference of Governmental Industrial Hygienist Threshold Limit Value for eight-hour time weighted average (8hr-TWA).

-ASHRAE – American Society of Heating, Refrigeration and Air Conditioning Engineers, 62-2001 standard.

-EPA – Environmental Protection Agency.

-Gray Wolf IAQ monitor has a sensitivity of +/- 1 ppm for carbon monoxide and +/- 0.01 ppm for volatile organic compounds. Results of less than 1 ppm carbon monoxide or 0.01 ppm volatile organic compounds can be considered “non-detect” or zero.

-Gray Wolf Dust meter senses particles of less than 10 microns diameter.

-VS – ventilation supply. VE – ventilation exhaust.

Please refer to the full text of the report for additional information and limitations on the results presented above.

TABLE 2

SAU 39
SAU Office
1 School Street, Amherst, NH

IAQ Testing

Samples Collected: September 17, 2019

Location/ Room	Time	Carbon Dioxide (ppm)	VOC (ppm)	PM 10 Dust (ug/m ³)	Carbon Monoxide (ppm)	Temp (°F)	Relative Humidity (%)	Dew Point (°F)
Outside Control	7:50	350	0.26	2.77	<1	56.4	64.5	45.8
1 st Floor Kitchen	7:53	451	0.18	6.47	<1	61.1	71.0	51.7
Main Entry 1 st Floor	7:56	465	0.14	16.64	<1	62.9	66.2	51.5
2 nd Floor, Southeast side (in front of bathroom)	7:58	611	0.13	3.70	<1	64.2	64.7	52.2
2 nd Floor, Southeast side (Main Reception)	8:00	548	0.13	4.62	<1	65.5	61.9	52.3
Natasha K's Office	8:02	513	0.12	3.70	<1	66.5	60.0	52.2
In Christine Landwehrle's Office	8:04	521	0.11	1.85	<1	67.8	56.7	51.8
In Adam Steel's Office	8:06	529	0.11	3.70	1.0	68.1	56.1	51.9
Southeast side, Break Room	8:07	497	0.09	3.70	<1	68.6	52.1	50.4
Northwest Special Needs Office Space	8:14	495	0.10	0.92	<1	69.5	50.6	50.4

**TABLE 2
(continued)**

Location/ Room	Time	Carbon Dioxide (ppm)	VOC (ppm)	PM 10 Dust (ug/m³)	Carbon Monoxide (ppm)	Temp (°F)	Relative Humidity (%)	Dew Point (°F)
In Margaret Ann's Office	8:17	498	0.10	2.77	<1	69.8	49.6	50.1
Main Reception area in Special Ed.	8:19	530	0.10	3.70	<1	70.0	50.0	50.6
Special needs reception area	8:23	514	0.09	1.85	<1	70.4	48.9	50.3
In spare office	8:25	549	0.09	3.70	<1	70.3	49.0	50.3
Outside control	8:35	357	0.06	12.02	1.3	36.7	47.9	44.6
MA BEHA Guideline Offices	--	800	--	--	--	--	--	--
ACGIH TLV	--	5,000	--	--	--	--	25	--
OSHA PEL	--	5,000	--	--	--	--	50	5,000
ASHRAE recommended	--	1,120	--	35-55	--	--	2.5	--
EPA Reference Level Indicator	--	1,000	--	150	9	--	--	--

177888 091719

Notes: -ppm – parts per million in air, - ppb – parts per billion in air

-OSHA PEL – Occupational Safety and Health Administration Permissible Exposure Limit for eight-hour time weighted average (8hr-TWA).

-ACGIH TLV – American Conference of Governmental Industrial Hygienist Threshold Limit Value for eight-hour time weighted average (8hr-TWA).

-ASHRAE – American Society of Heating, Refrigeration and Air Conditioning Engineers, 62-2001 standard.

-EPA – Environmental Protection Agency.

-Gray Wolf IAQ monitor has a sensitivity of +/- 1 ppm for carbon monoxide and +/- 0.01 ppm for volatile organic compounds. Results of less than 1 ppm carbon monoxide or 0.01 ppm volatile organic compounds can be considered “non-detect” or zero.

-Gray Wolf Dust meter senses particles of less than 10 microns diameter.

-VS – ventilation supply. VE – ventilation exhaust.

Please refer to the full text of the report for additional information and limitations on the results presented above.

TABLE 3
**SAU 39
 SAU Office
 1 School Street, Amherst, NH**
Moisture Reading (Relative %)
Samples Collected: September 17, 2019

Time (Hours)	Sample Location	Moisture Reading (Relative %)
7:55	Southwest Wall in Kitchen	10%
7:58	Northeast Wall in Kitchen	<10%
8:15	Southwest Wall in Southeast Stairwell	10%
8:30	Exterior Facing Wall in Spare Office	13%
--	Approximate Detection Limit	<10

17888

Notes: -Please refer to the full text of the report for additional information and limitations on the results presented above.

APPENDIX B

LIMITATIONS

1. The observations and conclusions presented in the Report were based solely upon the services described herein, and not on scientific tasks or procedures beyond the RPF Environmental, Inc. Scope of Work (SOW) as discussed in the proposal and/or agreement. The conclusions and recommendations are based on visual observations and testing, limited as indicated in the Report, and were arrived at in accordance with generally accepted standards of industrial hygiene practice and asbestos professionals. The nature of this survey or monitoring service was limited as indicated herein and in the report or letter of findings. Further testing, survey, and analysis is required to provide more definitive results and findings.
2. For site survey work, observations were made of the designated accessible areas of the site as indicated in the Report. While it was the intent of RPF to conduct a survey to the degree indicated, it is important to note that not all suspect ACM material in the designated areas were specifically assessed and visibility was limited, as indicated, due to the presence of furnishings, equipment, solid walls and solid or suspended ceilings throughout the facility and/or other site conditions. Asbestos or hazardous material may have been used and may be present in areas where detection and assessment is difficult until renovation and/or demolition proceeds. Access and observations relating to electrical and mechanical systems within the building were restricted or not feasible to prevent damage to the systems and minimize safety hazards to the survey team.
3. Although assumptions may have been stated regarding the potential presence of inaccessible or concealed asbestos and other hazardous material, full inspection findings for all asbestos and other hazardous material requires the use of full destructive survey methods to identify possible inaccessible suspect material and this level of survey was not included in the SOW for this project. For preliminary survey work, sampling and analysis as applicable was limited and a full survey throughout the site was not performed. Only the specific areas and /or materials indicated in the report were included in the SOW. This inspection did not include a full hazard assessment survey, full testing or bulk material, or testing to determine current dust concentrations of asbestos in and around the building. Inspection results should not be used for compliance with current EPA and State asbestos in renovation/demolition requirements unless specifically stated as intended for this use in the RPF report and considering the limitations as stated therein and within this limitations document.
4. Where access to portions of the surveyed area was unavailable or limited, RPF renders no opinion of the condition and assessment of these areas. The survey results only apply to areas specifically accessed by RPF during the survey. Interiors of mechanical equipment and other building or process equipment may also have asbestos and other hazardous material present and were not included in this inspection. For renovation and demolition work, further inspection by qualified personnel will be required during the course of construction activity to identify suspect material not previously documented at the site or in this survey report. Bordering properties were not investigated and comprehensive file review and research was not performed.
5. For lead in paint, observations were made of the designated accessible areas of the site as indicated in the Report. Limited testing may have been performed to the extent indicated in the text of the report. In order to conduct thorough hazard assessments for lead exposures, representative surface dust testing, air monitoring and other related testing throughout the building, should be completed. This type of in depth testing and analysis was beyond the scope of services for the initial inspection. For lead surveys with XRF readings, it is recommended that surfaces found to have LBP or trace amount of lead detected with readings of less than 4 mg/cm² be confirmed using laboratory analysis if more definitive results are required. Substrate corrections involving destructive sampling or damage to existing surfaces (to minimize XRF read-through) were not completed. In some instances, destructive testing may be required for more accurate results. In addition, depending on the specific thickness of the paint films on different areas of a building component, differing amounts of wear, and other factors, XRF readings can vary slightly, even on the same building component. Unless otherwise specifically stated in the scope of services and final report, lead testing performed is not intended to comply with other state and federal regulations pertaining to childhood lead poisoning regulations.

6. Air testing is to be considered a “snap shot” of conditions present on the day of the survey with the understanding that conditions may differ at other times or dates or operational conditions for the facility. Results are also limited based on the specific analytical methods utilized. For phase contrast microscopy (PCM) total airborne fiber testing, more sensitive asbestos-specific analysis using transmission electron microscopy (TEM) can be performed upon request.
7. For asbestos bulk and dust testing, although polarize light microscopy (PLM) is the method currently recognized in State and federal regulations for asbestos identification in bulk samples, some industry studies have found that PLM may not be sensitive enough to detect all of the asbestos fibers in certain nonfriable material, vermiculate type insulation, soils, surface dust, and other materials requiring more sensitive analysis to identify possible asbestos fibers. In the event that more definitive results are requested, RPF recommends that confirmation testing be completed using TEM methods or other analytical methods as may be applicable to the material. Detection of possible asbestos fibers may be made more difficult by the presence of other non-asbestos fibrous components such as cellulose, fiber glass, etc., by binder/matrix materials which may mask or obscure fibrous components, and/or by exposure to conditions capable of altering or transforming asbestos. PLM can show significant bias leading to false negatives and false positives for certain types of materials. PLM is limited by the visibility of the asbestos fibers. In some samples the fibers may be reduced to a diameter so small or masked by coatings to such an extent that they cannot be reliably observed or identified using PLM.
8. For hazardous building material inspection or survey work, RPF followed applicable industry standards; however, RPF does not warrant or certify that all asbestos or other hazardous materials in or on the building has been identified and included in this report. Various assumptions and limitations of the methods can result in missed materials or misidentification of materials due to several factors including but not limited to: inaccessible space due to physical or safety constraints, space that is difficult to reach to fully inspect, assumptions regarding the determination of homogenous groups of suspect material, assumptions regarding attempts to conduct representative sampling, and potential for varying mixtures and layers of material sampled not being representative of all areas of similar material.
9. Full assessments often requires multiple rounds of sampling over a period of time for air, bulk material, surface dust and water. Such comprehensive testing was beyond the scope of RPF services. In addition clearance testing for abatement, as applicable, was based on the visual observations and limited ambient area air testing as indicated in the report and in accordance with applicable state and federal regulations. The potential exists that microscopic surface dust remains with contaminant present even in the event that the clearance testing meets the state and federal requirements. Likewise for building surveys, visual observations are not sufficient alone to detect possible contaminant in settled dust. Unless otherwise specifically indicated in the report, surface dust testing was not included in the scope of the RPF services.
10. For abatement or remediation monitoring services: RPF is not responsible for observations and test for specific periods of work that RPF did not perform full shift monitoring of construction, abatement or remediation activity. In the event that problems occurred or concerns arouse regarding contamination, safety or health hazards during periods RPF was not onsite, RPF is not responsible to provide documentation or assurances regarding conditions, safety, air testing results and other compliance issues. RPF may have provided recommendations to the Client, as needed, pertaining to the Client’s Contractor compliance with the technical specifications, schedules, and other project related issues as agreed and based on results of RPF monitoring work. However, actual enforcement, or waiving of, contract provisions and requirements as well as regulatory liabilities shall be the responsibility of Client and Client’s Contractor(s). Off-site abatement activities, such as waste transportation and disposal, were not monitored or inspected by RPF.
11. For services limited to clearance testing following abatement or remediation work by other parties: The testing was limited to clearance testing only and as indicated in the report and a site assessment for possible environmental health and safety hazards was not performed as part of the scope of this testing. Client, or Client’s abatement contractor as applicable, was responsible for performing visual inspections

of the work area to determine completeness of work prior to air clearance testing by RPF.

12. For site work, including but not limited to air clearance testing services, in which RPF did not provide full site safety and health oversight, abatement design, full shift monitoring of all site activity, RPF expresses no warranties, guarantees or certifications of the abatement work conducted by the Client or other employers at the job site(s), conditions during the work, or regulatory compliance, with the exception of the specific airborne concentrations as indicated by the air clearance test performed by RPF during the conditions present for the clearance testing. Unless otherwise specifically noted in the RPF Report, visual inspections and air clearance testing results apply only to the specific work area and conditions present during the testing. RPF did not perform visual inspections of surfaces not accessible in the work area due to the presence of containment barriers or other obstructions. In these instances, some contamination may be present following RPF clearance testing and such contamination may be exposed during and after removal of the containment barriers or other obstructions following RPF testing services. Client or Client's Contractor is responsible for using appropriate care and inspection to identify potential hazards and to remediate such hazards as necessary to ensure compliance and a safe environment.
13. The survey was limited to the material and/or areas as specifically designated in the report and a site assessment for other possible environmental health and safety hazards or subsurface pollution was not performed as part of the scope of this site inspection. Typically, hazardous building materials such as asbestos, lead paint, PCBs, mercury, refrigerants, hydraulic fluids and other hazardous product and materials may be present in buildings. The survey performed by RPF only addresses the specific items as indicated in the Report.
14. For mold and moisture survey services, RPF services did not include design or remediation of moisture intrusion. Some level of mold will remain at the site regardless of RPF testing and Contractor or Client cleaning efforts. RPF testing associated with mold remediation and assessments is limited and may or may not be representative of other surfaces and locations at the site. Mold growth will occur if moisture intrusion deficiencies have not been fully remedied and if the site or work areas are not maintained in a sufficiently dry state. Porous surfaces in mold contaminated areas which are not removed and disposed of will likely result in future spore release, allergen sources, or mold contamination.
15. Existing reports, drawings, and analytical results provided by the Client to RPF, as applicable, were not verified and, as such, RPF has relied upon the data provided as indicated, and has not conducted an independent evaluation of the reliability of these data.
16. Where sample analyses were conducted by an outside laboratory, RPF has relied upon the data provided, and has not conducted an independent evaluation of the reliability of this data.
17. All hazard communication and notification requirements, as required by U.S. OSHA regulation 29 CFR Part 1926, 29 CFR Part 1910, and other applicable rules and regulations, by and between the Client, general contractors, subcontractors, building occupants, employees and other affected persons were the responsibility of the Client and are not part of the RPF SOW.
18. The applicability of the observations and recommendations presented in this report to other portions of the site was not determined. Many accidents, injuries and exposures and environmental conditions are a result of individual employee/employer actions and behaviors, which will vary from day to day, and with operations being conducted. Changes to the site and work conditions that occur subsequent to the RPF inspection may result in conditions which differ from those present during the survey and presented in the findings of the report.

METHODOLOGY

The results of the air quality testing are representative of the conditions present on the day of the testing and should be considered a snapshot of conditions within the facility. Additional rounds of testing may be required to obtain a statistically valid set of data representative of a variety of conditions which may be present within the facility.

Each of the methods used is discussed separately below.

Carbon Dioxide, Carbon Monoxide, Relative Humidity, Temperature, Dew Point, and Volatile Organic Compounds

Direct reading determinations for carbon dioxide (CO₂), carbon monoxide (CO), relative humidity (RH), temperature (T), dew point, and total volatile organic compounds (VOCs) were completed using a Greywolf Indoor Air Quality Monitor. The Greywolf was calibrated for CO₂ and CO with a span gas of known concentration prior to the start of the testing program.

Airborne Particulates

Direct reading determinations for airborne particulates at the size range of 10 microns and lower were measured using a Greywolf Handheld 3016-IAQ Airborne Particulate Meter. Thirty second samples were collected at each sampling location.

Moisture

A Tramex moisture encounter plus, which enables a non-invasive moisture measurement and detection in a wide range of building materials, was used to conduct direct reading determinations for approximate moisture content in accessible building materials. The instrument operates on the principle that the electrical impedance of a material varies in proportion to its moisture content. The instrument measures the electrical impedance of the sample by creating a low frequency alternating electric field between the electrodes. This field penetrates the material under test to a depth of approximately 1 ¼ inches. The Tramex meter was zero checked, dry reading verified and field checked prior to the start of the testing program.